

# Raypole LED Flood Light

## Model

RPN-FG01-DC10W

RPN-FG01-DC30W

RPN-FG01-DC50W

## Product Description

Raypole LED Flood Light is an environmentally preferable, cost-effective, maintenance-free alternative to traditional HID lighting.

It is built with high efficacy LEDs (80 lm/W) and superior Driver . They are available From 10 watts to 150watts.

With superior 60%+ energy savings, compared to a metal halide lamp, the flood light provides up to a superlative luminous flux of 14250 lm and only consumes approximate 150 watts.

Raypole LED Flood Lights are widely used to illuminate facades, landscapes, parking areas and displays in hospitality, public places, office buildings, shopping plazas, apartment complexes and schools etc.

## Performance Summary

Input: 10-50 W, 12-24V DC

Led chips: Bridgelux

Driver: Common

CCT: 3000-3500 K,4000-4500K,6000-6500K

Luminous Efficacy: 80 lm/W

Lumens: 90-110lm/WATT

CRI: >80

PF : 0.95

Beam:120°

3 Years Warranty

## Product Specifications

Product model	Nominal wattage	Input Voltage	Mains frequency	Color temperature	Luminus flux
RPN-FG01-DC10W	10 watt	12-24V DC	/	3000K/4000K/6000K	900/1000/1100lm
RPN-FG01-DC30W	30 watt	12-24V DC	/	3000K/4000K/6000K	2700/3000/3300 lm
RPN-FG01-DC50W	50 watt	12-24V DC	/	3000K/4000K/6000K	4500/5000/5500 lm


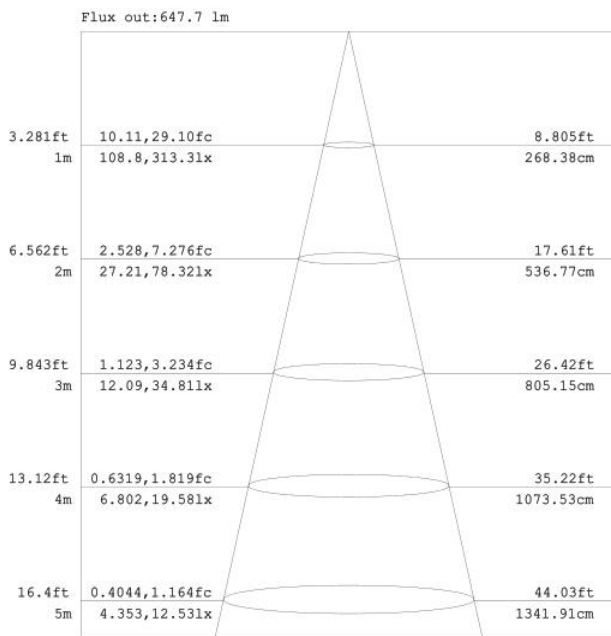


Product model	IP rating	Product size	Working temperature	Casing material	Color rendering index Ra
RPN-FG01-DC10W	IP 65	L115mm*W87mm	-40°C~60°C	Tempered glass Die casing Aluminum	>80
RPN-FG01-DC30W	IP 65	L225mm*W185mm	-40°C~60°C	Tempered glass Die casing Aluminum	>80
RPN-FG01-DC50W	IP 65	L288mm*W238mm	-40°C~60°C	Tempered glass Die casing Aluminum	>80

## Distribution Curve

10Watt

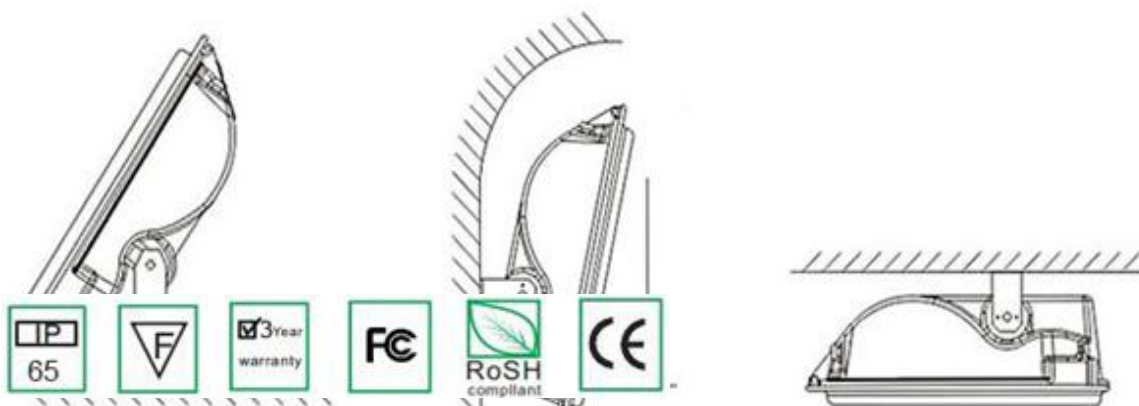
50W



## Installation instructions

In summary, there are three installation types: Sitting type, Suspension type and Ceiling type

Note: the screen must be tight, otherwise it may fall down and hurt people !!!



Siting type

Suspension stype

Ceiling stype

## Application

Raypole LED Flood Light is the perfect LED solution for many lighting and is the ideal luminaire for both new and retrofit installations. Other application locations include: Home, square, courtyard and parking lots. The performance, energy savings, and uniformity of this luminaire allow for it to be a one to one replacement for standard HID luminaires.



## User guide

### Note

Please read this entire manual to fully understand and safely use this product.

### Unpacking

- 1) Unpack and carefully examine the product.
- 2) Report any damage and save all packing materials if any part(s) were damaged during shipping.
- 3) Do not attempt to use this apparatus if it is damaged.

### Installation instructions

- 1) Consult a qualified electrician to ensure correct branch circuit conductor
- 2) The product should be installed and operated by a qualified electrician or technician in accordance with relevant

- 3) Ris       when wiring or soldering the sections of the product.

### Maintenance

[www.raypolelighting.com](http://www.raypolelighting.com)

Tel: +86 755-29486393

Fax: +86 755-29307246

E-mail: [sales@raypolelighting.com](mailto:sales@raypolelighting.com)

- 1) Disconnect the product from the power supply prior to cleaning.
- 2) Use a dry or slightly moistened cloth for cleaning.

