

# Raylite Battery Box

Dimensions for 12V & 24V, 600Ah to 1660Ah

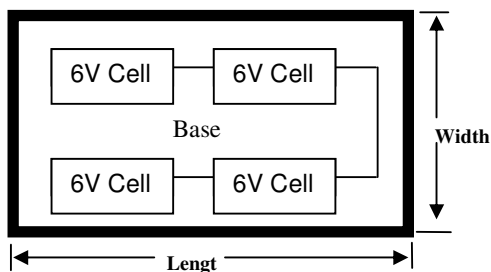


Fig 1: 4x 6V cells = 24V configuration

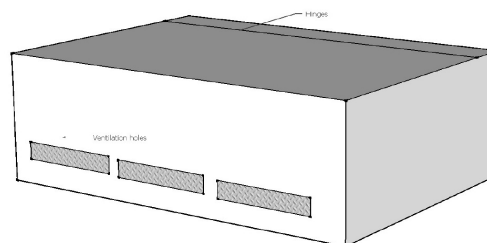


Fig 2: 3d View of Battery box

Battery bank size	Cat#	Length mm	Width mm	Height mm
24V 600Ah	2x Bat-R600	1240 (1170)	618 (396)	594 (460)
24V 750Ah	2x Bat-R750	1240 (1170)	618 (460)	594 (460)
24V 900Ah	2x Bat-R900	1240 (1170)	618 (524)	594 (460)
24V 1050Ah	2x Bat-R1050	1340 (1233)	618 (524)	654 (530)
24V 1380Ah	2x Bat-R1380	1340 (1245)	554 (460)	874 (740)
24V 1660Ah	2x Bat-R1660	1340 (1245)	618 (524)	874 (740)
<hr/>				
48V 600Ah	4x Bat-R600	2440 (2340)	618 (396)	594 (460)
48V 750Ah	4x Bat-R750	2440 (2340)	618 (460)	594 (460)
48V 900Ah	4x Bat-R900	2440 (2340)	618 (524)	594 (460)
48V 1050Ah	4x Bat-R1050	2680 (2466)	618 (524)	654 (530)
48V 1380Ah	4x Bat-R1380	2680 (2490)	554 (460)	874 (740)
48V 1660Ah	4x Bat-R1660	2680 (2490)	618 (524)	874 (740)

Note 1: Measurements are external dimensions & (minimum internal dimensions). Allow for thickness of materials.

Note 2: Ventilation holes must be the same size for inlets and outlets.

Note 3: If the batteries are housed inside a room then the outlet vents need to be ducted through the wall to the outside. This is to allow good airflow past the batteries.

Note 4: Front cover should be removable to allow the batteries to be slid into the box.

Note 5: Lid should be hinged to allow access to batteries for ongoing maintenance.

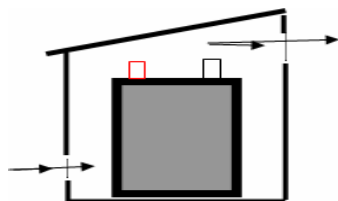


Fig 3: Ventilation flow




Fig 4: ventilation hole

**Ventilation:** Air has to flow through the box (Fig 3) so that there is no build up off potentially explosive hydrogen gas which is produced from a 'Flooded Lead Acid Batteries' when they are charging or under load. We use expanded aluminum mesh to vermin proof the box.

A rough guide for this is a 50mm round hole for 5A at 12V or 2.5A at 24V. Alternatively, try one slot with dimensions of Fig 4 for 20A at 12V or 10A at 24V.



**RAINBOW POWER COMPANY LTD**  
Designers and Installers of Solar Systems since 1987

1 Alternative Way (PO Box 20240)

tel: (02) 6689 1430

international: +61 2 6689 1088

email: sales@rpc.com.au

A.B.N. 74 003 323 420

Nimbin NSW 2480 Australia

fax: (02) 6689 1109

international: +61 2 6689 1109

website: www.rpc.com.au

Lic:198555C (NSW). 69172 (Qld)