

nature Loo Composting Toilets

Nature Loo Composting Toilet Options

Nature Loo manufacture three models to choose from. Both the Classic 1000 and the Classic 750 come complete with almost everything required for installation, including pedestal and seat. The only items that are left out, for reasons of freight cost, are the external vent pipe and absorption trench materials, which can be bought locally from your garden or hardware shop.

Included in both Classic 1000 and 750 models:

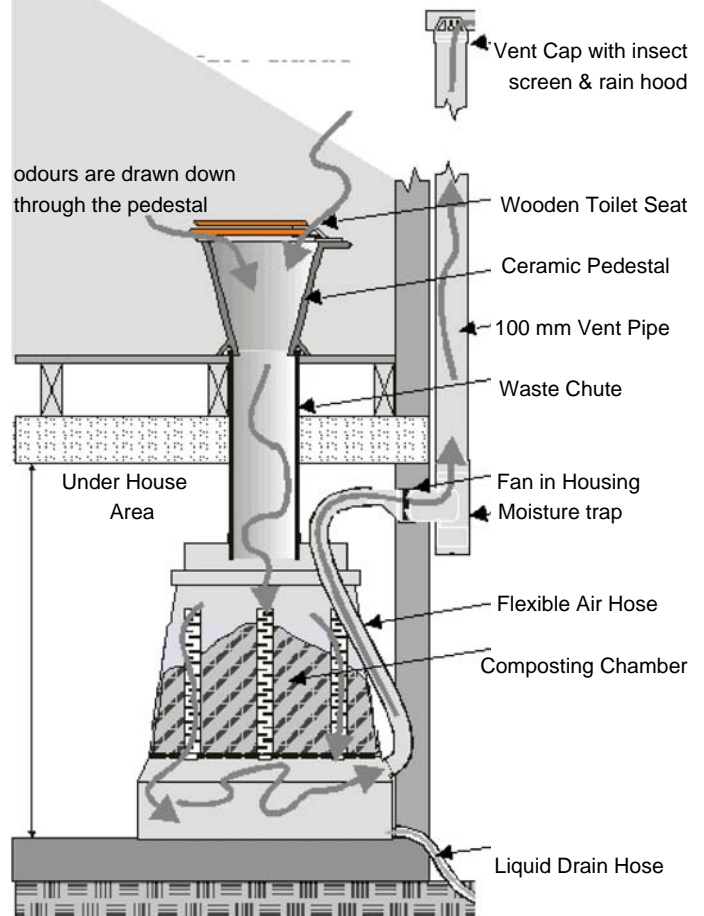
- 2 composting chambers (extra can be purchased)
- 70 cm waste collecting chute (can be cut to suit site)
- Ventilation system including 12 volt 2.8 watt air fan
- Transformer for fan to connect to 240V supply
- Vent cap, moisture trap, fan housing, flexible connecting hose and fly screen
- Easy to follow instructions and maintenance manual

Differences between the Classic 1000 and 750 models:

- Classic 1000 includes a warm white ceramic pedestal
- Classic 750 includes a white hard wearing resin pedestal
- Classic 1000 includes two 85 cm high × 80 cm diameter chambers
- Classic 750 includes two 60 cm high × 60 cm diameter chambers
- Classic 1000 includes a honey oak wooden seat
- Classic 750 includes a medium density plastic seat
- The minimum height required to install the chamber beneath the floor:

Classic 1000: 1 metre Classic 750: 75 cm

Nature Loo Classic 1000 and Classic 750



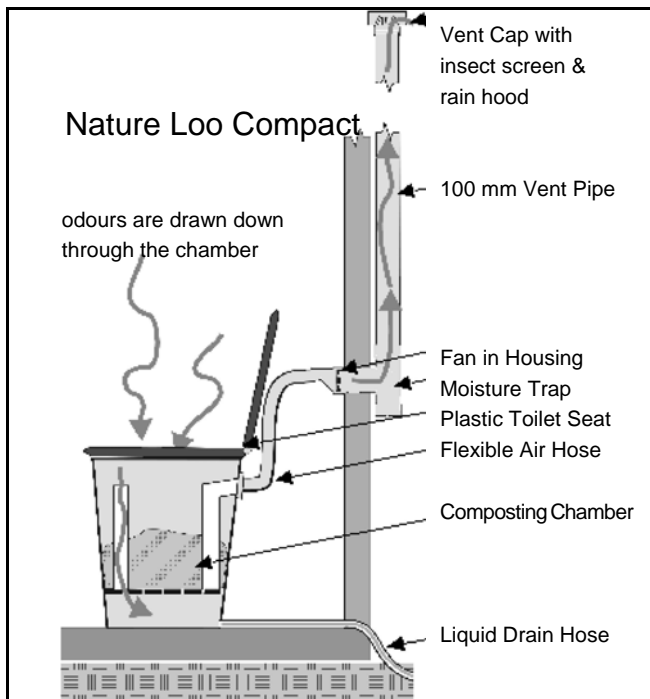
Classic 1000: Cat.# TLT-010

Spare Bin: Cat.# TLT-010-P01

Classic 750: Cat.# TLT-020

Spare Bin: Cat.# TLT-020-P01

Nature Loo Compact



Nature Loo Compact

Cat.# TLT-030

The Compact is a minimum cost low volume toilet. Its most common application is for weekenders, outdoor work sites and temporary accommodation. Unlike conventional composting toilets, it does not require space beneath the floor as the Compact Pedestal and chamber sit directly on the toilet room floor. The Compact comes almost complete with everything required. The only items that are left out, for reasons of freight cost, are the external vent pipe and absorption trench materials, which can be bought locally from your garden or hardware shop.

Spare Bin: Cat.# TLT-030-P01

Customised variations from standard models:

A choice of pedestals, seats and collecting chute extensions are available.



RAINBOW POWER COMPANY LTD

1 Alternative Way, Nimbin, NSW, Australia 2480

phone: (02) 6689 1430

fax: (02) 6689 1109

international: phone: +61 2 6689 1088

international: fax: +61 2 6689 1109

e-mail: sales@rpc.com.au

web site: www.rpc.com.au

Why have a Composting Toilet?

Conventional toilets require approximately 45,000 litres per person per year. The conventional septic tank systems may create a whole range of problems. Many areas are unsuitable for septic systems. These include clay, marshy, rocky, and very steep locations where little absorption can occur in the soil.

Environment and Resource Considerations


Between 30% and 50% of domestic water usage gets flushed down the toilet. Often this most valuable resource ends up polluting waterways, underground water supplies or gets pumped out to sea. It can pollute large areas by soiling beaches, disrupting plant and animal life in streams, and finding its way into underground water supplies.

There are other losses in these types of sewage systems including organic material and major plant nutrients because quite large amounts of nitrogen, phosphorus and potassium are flushed away every day.

Turn a disposal problem into a valuable resource

The Nature Loo not only saves water and avoids disposal problems, but it actually turns a waste product into a valuable resource. The waste product is turned into a rich organic humus that can be used to restore or improve the fertility of the soil without any harmful side-effects.

Compared to aerobic sewerage treatment it also saves you on power requirements as no sludge pumps or stirring mechanisms are required. Generally all that is required to be powered is a very small and energy efficient air circulating fan.



How a Composting Toilet Works

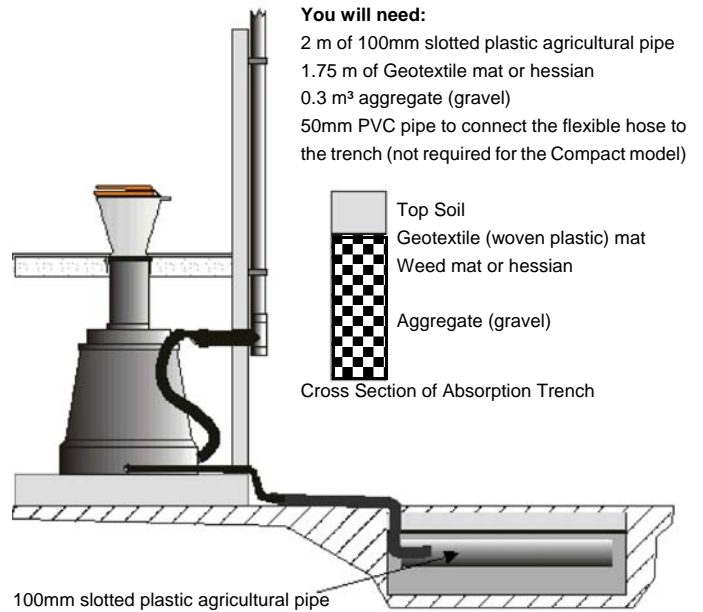

The principle of operation of the composting toilet is very simple. Human excreta is deposited from the pedestal into a container which is kept warm to promote the growth of bacteria. The bacteria digest the human excreta and renders it into harmless compost, while a small fan extracts odours from the remaining wastes and expels them through a vent.

As long as the excreta is stored for long enough at a sufficiently high temperature, the pathogens in the human waste are eliminated.

The Nature Loo works on the aerobic fermentation principle (in the presence of air) which is a much less messy and smelly than anaerobic fermentation (without air).

Aerobic Fermentation requires a smaller and simpler installation but still requires a certain degree of maintenance to keep it operating at maximum efficiency. It provides a good compost, it is cheaper to install than a digester and is simple to operate. Unlike anaerobic fermentation it has no other by-products.

Installation of Nature Loo



Emptying – Easy and Safe

Emptying of the Nature Loo compost bins is quite safe to do if the compost has been stored for more than nine months. The chances of a pathogen still being alive by then is very low; the risk is about the same as handling soil from the garden. The compost is then buried in a shallow trench for another six months, and by then no pathogens should still be alive. By this stage, even the *Ascaris ova* (roundworm eggs), which may have survived until now, are destroyed. The compost which is removed from such a composting toilet does not smell, and has the texture of leaf mould.

Please Note: Faeces must be decomposed before being applied to orchards. The chamber must be allowed to sit for more than nine months to allow for complete decomposition to occur. Do not use this waste product in your veggie garden as human faeces may contain human pathogens (disease causing organisms) some of which may remain active for many years. In a composting bed mixed with vegetable scraps and grass clippings the temperature may be raised to over 55°C which is sufficient to kill pathogens.

