

## CM PM1 Booster (Stainless steel)



TM04 9362 4010

### General description

The Grundfos CM Booster with pressure manager PM1 is a compact booster set for water supply in domestic applications. The pressure booster unit consists of a Grundfos CM pump and a Grundfos pressure manager PM1. The pressure manager allows the pump to start and stop automatically according to demand and protects the pump from dry running.

The CM Booster is very easy to install. When the booster has been connected to the pipework, it is all a matter of plugging the plug into a socket, and the system is operational.

### Features

- compact
- easy installation
- dry-running protection
- anti cycling (leakage detection).

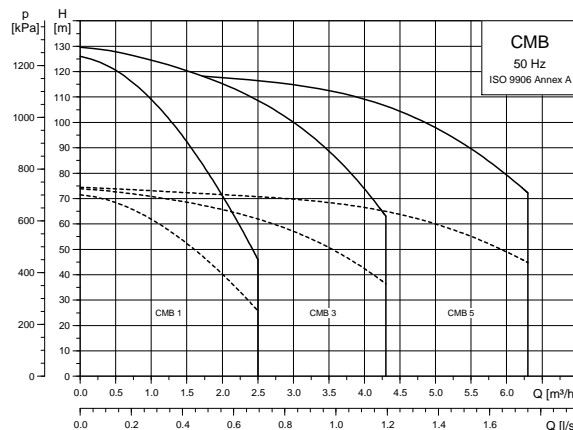
### Applications

Grundfos CM PM1 Booster is mainly used for domestic and light commercial water supply or booster systems.

Application	CMB1	CMB3	CMB5
Single-family houses	●	●	○
Two-family houses	○	●	●
Cluster homes		●	●
Blocks of flats		●	●
Schools		●	●
Small hotels/guest houses		●	●
Small office buildings		●	●

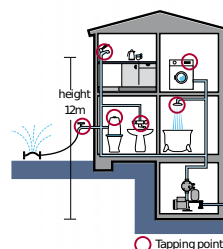
- Recommended

## Performance range



TM04 9314 3910

## Selection guide



Ex. Sizing & Selection.  
Find the right booster  
- How many taps? 6 taps  
- How many floors? 3 floors.  
Result: CMB 3-4

Taps	1-5	6-10	11-20	21-50
4	CMB 1-6	CMB 3-5	CMB 3-5	CMB 5-5
3	CMB 1-5	CMB 3-4	CMB 3-5	CMB 5-5
2	CMB 1-5	CMB 3-4	CMB 3-5	CMB 5-4
1	CMB 1-4	CMB 3-3	CMB 3-4	CMB 5-4

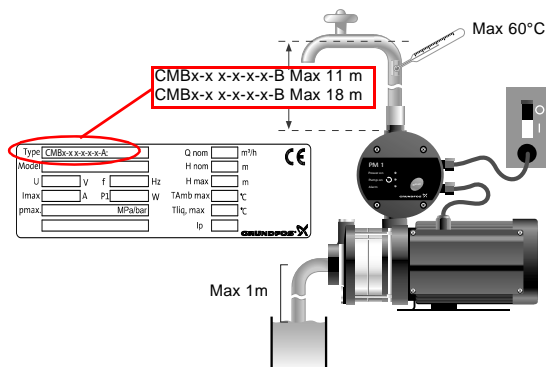
Taps	1-5	6-10	11-20	21-50
4	CMB 1-6	CMB 3-5	CMB 3-5	CMB 5-5
3	CMB 1-5	CMB 3-4	CMB 3-5	CMB 5-5
2	CMB 1-5	CMB 3-4	CMB 3-5	CMB 5-4
1	CMB 1-4	CMB 3-3	CMB 3-4	CMB 5-4

TM04 9365 4010

### Preconditions:

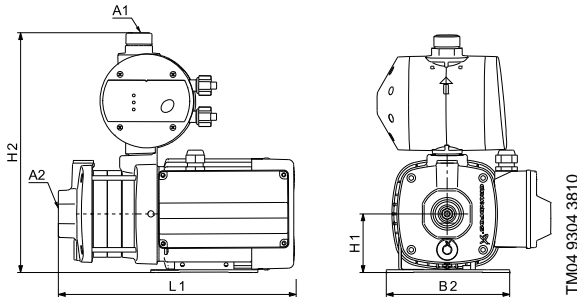
- 3 bar tap pressure is considered, to achieve 4 bar pressure add 2 more floors
- Flooded Suction. 0.5 l/s per tap average, usage pattern is taken into account
- Grundfos cannot be held responsible for wrong sizing based on this guide

## Installation



TM04 9367 4010

**Dimensional drawings**



Pump	A1	A2	L1	H1	H2
CMB1-3 / CMB3-3	1"	1"	305	75	317
CMB1-4 / CMB3-4	1"	1"	323	75	317
CMB1-5 / CMB3-5	1"	1"	341	75	317
CMB1-6	1"	1"	377	75	317
CMB3-6	1"	1"	417	75	317
CMB5-3	1"	1 1/4"	305	75	317
CMB5-5	1"	1 1/4"	381	75	317

**Type key**

Example	CMB	1	-	4	-	A	-	C	-	A	-	C	-	A
<b>Type range</b> CMB: CM Booster with PM1 or PM2														
<b>Rated flow</b> Rated flow at 50 Hz [m <sup>3</sup> /h]														
<b>Number of impellers</b>														
<b>Materials in contact with pumped liquid</b>														
I: Sleeve														
Impellers/chambers														
Pressure manager														
<b>Supply voltage</b> C: 1 x 220-240 V, 50 Hz														
<b>Motor information</b> A: Standard motor (IP55)														
<b>Mains cable and plug</b> A: 1.5 m cable with Australian plug B: 1.5 m cable with US plug C: 1.5 m cable with Schuko plug D: 1.5 m cable without plug														
<b>Controller</b> A: PM1 - 1.5 bar B: PM1 - 2.2 bar														

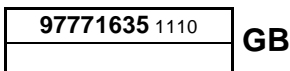
**Thermal protection**

CM booster pumps have built-in current- and temperature-dependent motor protection in accordance with IEC 60034-11 and require no further motor protection.

**Technical data**

Product no.		Pump type	Voltage [V]	F [Hz]	I <sub>MAX</sub> [A]	P <sub>1</sub> [W]	Plug type
GB*	EU*						
97530091	97755628	CMB1-3	220-240	50	1.8-2.4	377	Schuko
97530092	-	CMB1-3	220-240	50	1.8-2.4	377	AU
97530093	-	CMB1-3	220-240	50	1.8-2.4	377	US
97530094	97755629	CMB1-3	220-240	50	1.8-2.4	377	-
97530100	97755633	CMB1-4	220-240	50	3.1-2.8	436	Schuko
97530101	-	CMB1-4	220-240	50	3.1-2.8	436	AU
97530102	-	CMB1-4	220-240	50	3.1-2.8	436	US
97530103	97755634	CMB1-4	220-240	50	3.1-2.8	436	-
97530109	97755637	CMB1-5	220-240	50	3.1-2.8	498	Schuko
97530110	-	CMB1-5	220-240	50	3.1-2.8	498	AU
97530111	-	CMB1-5	220-240	50	3.1-2.8	498	US
97530112	97755638	CMB1-5	220-240	50	3.1-2.8	498	-
97530118	97755642	CMB1-6	220-240	50	3.1-2.8	568	Schuko
97530119	-	CMB1-6	220-240	50	3.1-2.8	568	AU
97530120	-	CMB1-6	220-240	50	3.1-2.8	568	US
97530121	97755643	CMB1-6	220-240	50	3.1-2.8	568	-
97530127	97755647	CMB3-3	220-240	50	3.1-2.8	491	Schuko
97530128	-	CMB3-3	220-240	50	3.1-2.8	491	AU
97530129	-	CMB3-3	220-240	50	3.1-2.8	491	US
97530130	97755649	CMB3-3	220-240	50	3.1-2.8	491	-
97687666	97755652	CMB3-3	220-240	50	3.1-2.8	491	-
97687668	97755671	CMB3-4	220-240	50	3.1-2.8	587	-
97530136	97755656	CMB3-4	220-240	50	3.1-2.8	587	Schuko
97530137	-	CMB3-4	220-240	50	3.1-2.8	587	AU
97530138	-	CMB3-4	220-240	50	3.1-2.8	587	US
97530139	97755657	CMB3-4	220-240	50	3.1-2.8	587	-
97530145	97755674	CMB3-5	220-240	50	3.1-2.8	689	Schuko
97530146	-	CMB3-5	220-240	50	3.1-2.8	689	AU
97530147	-	CMB3-5	220-240	50	3.1-2.8	689	US
97530148	97755675	CMB3-5	220-240	50	3.1-2.8	689	-
97530154	97755678	CMB3-6	220-240	50	4.4-4.0	869	Schuko
97530155	-	CMB3-6	220-240	50	4.4-4.0	869	AU
97530156	-	CMB3-6	220-240	50	4.4-4.0	869	US
97530157	97755680	CMB3-6	220-240	50	4.4-4.0	869	-
97530163	97755683	CMB5-3	220-240	50	3.1-2.8	715	Schuko
97530164	-	CMB5-3	220-240	50	3.1-2.8	715	AU
97530165	-	CMB5-3	220-240	50	3.1-2.8	715	US
97530166	97755684	CMB5-3	220-240	50	3.1-2.8	715	-
97687682	-	CMB5-3	220-240	50	3.1-2.8	715	AU
97687684	97755686	CMB5-3	220-240	50	3.1-2.8	715	-
97530172	97755690	CMB5-5	220-240	50	5.4-5.0	1160	Schuko
97530173	-	CMB5-5	220-240	50	5.4-5.0	1160	AU
97530174	-	CMB5-5	220-240	50	5.4-5.0	1160	US
97530175	97755691	CMB5-5	220-240	50	5.4-5.0	1160	-

\* GB or EU refers to languages in the instruction.



ECM: 1067704

Subject to alterations.

The name Grundfos, the Grundfos logo, and the payoff Be–Think–Innovate are registered trademarks owned by Grundfos Management A/S or Grundfos A/S, Denmark. All rights reserved worldwide.