

CM PM2 Booster (Stainless steel)



TM04 9361 4010

General description

The Grundfos CM Booster with pressure manager PM2 is a compact booster set for water supply in domestic applications. The pressure booster unit consists of a Grundfos CM pump and a Grundfos pressure manager PM2. The pressure manager allows the pump to start and stop automatically according to demand and protects the pump from dry running.

The CM Booster is very easy to install. When the booster has been connected to the pipework, it is all a matter of plugging the plug into a socket, and the system is operational.

Features

- compact
- easy installation
- automatic resetting of alarms
- dry-running protection
- anti cycling (leakage detection)
- maximum continuous operating time.

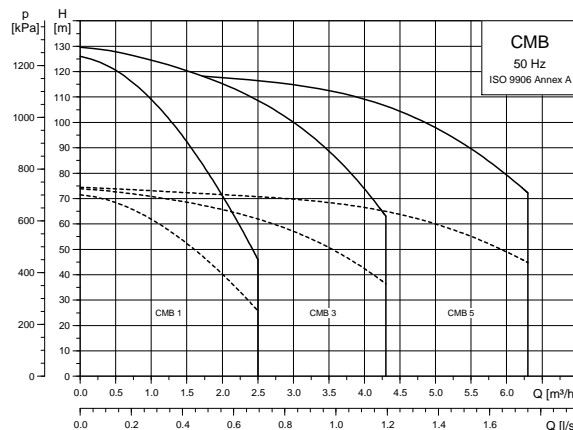
Applications

Grundfos CM PM2 Booster is mainly used for domestic and light commercial water supply or booster systems.

Application	CMB1	CMB3	CMB5
Single-family houses	●	●	○
Two-family houses	○	●	●
Cluster homes		●	●
Blocks of flats		●	●
Schools		●	●
Small hotels/guest houses		●	●
Small office buildings		●	●

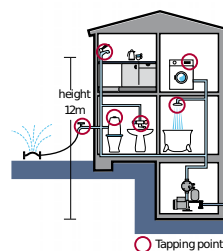
● Recommended

Performance range



TM04 9314 3910

Selection guide



Ex. Sizing & Selection.
Find the right booster
- How many taps? 6 taps
- How many floors? 3 floors.
Result: CMB 3-4

Taps	1-5	6-10	11-20	21-50
4	CMB 1-6	CMB 3-5	CMB 3-5	CMB 5-5
3	CMB 1-5	CMB 3-4	CMB 3-5	CMB 5-5
2	CMB 1-5	CMB 3-4	CMB 3-5	CMB 5-4
1	CMB 1-4	CMB 3-3	CMB 3-4	CMB 5-4

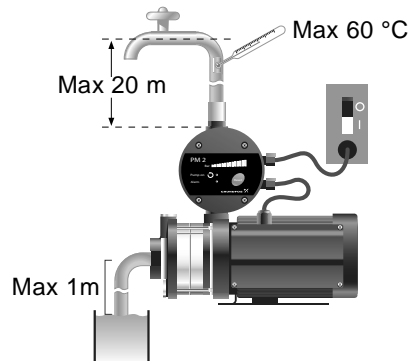
Taps	1-5	6-10	11-20	21-50
4	CMB 1-6	CMB 3-5	CMB 3-5	CMB 5-5
3	CMB 1-5	CMB 3-4	CMB 3-5	CMB 5-5
2	CMB 1-5	CMB 3-4	CMB 3-5	CMB 5-4
1	CMB 1-4	CMB 3-3	CMB 3-4	CMB 5-4

TM04 9365 4010

Preconditions:

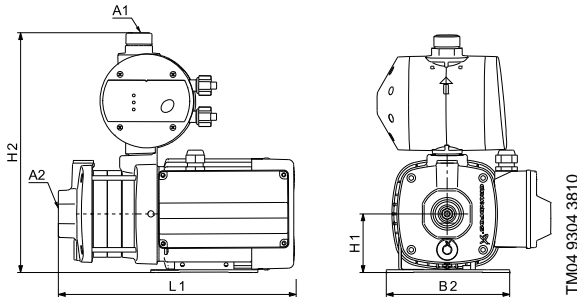
- 3 bar tap pressure is considered, to achieve 4 bar pressure add 2 more floors
- Flooded Suction. 0,5 l/s per tap average, usage pattern is taken into account
- Grundfos cannot be held responsible for wrong sizing based on this guide

Installation



TM04 9366 4010

Dimensional drawings



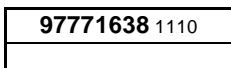
Pump	A1	A2	L1	H1	H2
CMB1-3 / CMB3-3	1"	1"	305	75	317
CMB1-4 / CMB3-4	1"	1"	323	75	317
CMB1-5 / CMB3-5	1"	1"	341	75	317
CMB1-6	1"	1"	377	75	317
CMB3-6	1"	1"	417	75	317
CMB5-3	1"	1 1/4"	305	75	317
CMB5-4	1"	1 1/4"	363	75	317
CMB5-5	1"	1 1/4"	381	75	317

Type key

Example	CMB	1	-	4	-	I	-	C	-	A	-	D	-	C
Type range CMB: CM Booster with PM1 or PM2														
Rated flow Rated flow at 50 Hz [m ³ /h]														
Number of impellers														
Materials in contact with pumped liquid I: Sleeve Impellers/chambers Pressure manager														
Supply voltage C: 1 x 220-240 V, 50 Hz														
Motor information A: Standard motor (IP55)														
Mains cable and plug A: 1.5 m cable with Australian plug B: 1.5 m cable with US plug C: 1.5 m cable with Schuko plug D: 1.5 m cable without plug														
Controller A: PM1 - 1.5 bar B: PM1 - 2.2 bar C: PM2														

Thermal protection

CM booster pumps have built-in current- and temperature-dependent motor protection in accordance with IEC 60034-11 and require no further motor protection.



GB

ECM: 1067704

Technical data

Product no.	Pump type	Voltage [V]	F [Hz]	I _{MAX} [A]	P ₁ [W]	Plug type	Product no.	
							GB*	EU*
97529987	97755493	CMB1-3	220-240	50	1.8-2.4	377	Schuko	
97529988	-	CMB1-3	220-240	50	1.8-2.4	377	AU	
97529989	-	CMB1-3	220-240	50	1.8-2.4	377	US	
97529990	97755494	CMB1-3	220-240	50	1.8-2.4	377	-	
97530006	97755497	CMB1-4	220-240	50	3.1-2.8	436	Schuko	
97530007	-	CMB1-4	220-240	50	3.1-2.8	436	AU	
97530008	-	CMB1-4	220-240	50	3.1-2.8	436	US	
97530009	97755498	CMB1-4	220-240	50	3.1-2.8	436	-	
97530015	97755511	CMB1-5	220-240	50	3.1-2.8	498	Schuko	
97530016	-	CMB1-5	220-240	50	3.1-2.8	498	AU	
97530017	-	CMB1-5	220-240	50	3.1-2.8	498	US	
97530018	97755512	CMB1-5	220-240	50	3.1-2.8	498	-	
97530024	97755515	CMB1-6	220-240	50	3.1-2.8	568	Schuko	
97530025	-	CMB1-6	220-240	50	3.1-2.8	568	AU	
97530026	-	CMB1-6	220-240	50	3.1-2.8	568	US	
97530027	97755516	CMB1-6	220-240	50	3.1-2.8	568	-	
97530033	97755519	CMB3-3	220-240	50	3.1-2.8	491	Schuko	
97530034	-	CMB3-3	220-240	50	3.1-2.8	491	AU	
97530035	-	CMB3-3	220-240	50	3.1-2.8	491	US	
97530036	97755520	CMB3-3	220-240	50	3.1-2.8	491	-	
97530042	97755523	CMB3-4	220-240	50	3.1-2.8	587	Schuko	
97530043	-	CMB3-4	220-240	50	3.1-2.8	587	AU	
97530044	-	CMB3-4	220-240	50	3.1-2.8	587	US	
97530045	97755524	CMB3-4	220-240	50	3.1-2.8	587	-	
97530051	97755527	CMB3-5	220-240	50	3.1-2.8	689	Schuko	
97530052	-	CMB3-5	220-240	50	3.1-2.8	689	AU	
97530053	-	CMB3-5	220-240	50	3.1-2.8	689	US	
97530054	97755528	CMB3-5	220-240	50	3.1-2.8	689	-	
97530060	97755541	CMB3-6	220-240	50	4.4-4.0	869	Schuko	
97530061	-	CMB3-6	220-240	50	4.4-4.0	869	AU	
97530062	-	CMB3-6	220-240	50	4.4-4.0	869	US	
97530063	97755542	CMB3-6	220-240	50	4.4-4.0	869	-	
97530069	97755545	CMB5-3	220-240	50	3.1-2.8	715	Schuko	
97530070	-	CMB5-3	220-240	50	3.1-2.8	715	AU	
97530071	-	CMB5-3	220-240	50	3.1-2.8	715	US	
97530072	97755546	CMB5-3	220-240	50	3.1-2.8	715	-	
97687689	-	CMB5-4	220-240	50	4.4-4.0	869	AU	
97530078	97755587	CMB5-5	220-240	50	5.4-5.0	1160	Schuko	
97530079	-	CMB5-5	220-240	50	5.4-5.0	1160	AU	
97530080	-	CMB5-5	220-240	50	5.4-5.0	1160	US	
97530081	97755588	CMB5-5	220-240	50	5.4-5.0	1160	-	

*GB or EU refers to languages in the instruction.

Subject to alterations.

The name Grundfos, the Grundfos logo, and the payoff Be–Think–Innovate are registered trademarks owned by Grundfos Management A/S or Grundfos A/S, Denmark. All rights reserved worldwide.